

香港交易及結算所有限公司及香港聯合交易所有限公司對本公告的內容概不負責，對其準確性或完整性亦不發表任何聲明，並明確表示，概不對因本公告全部或任何部分內容而產生或因依賴該等內容而引致的任何損失承擔任何責任。



福萊特玻璃集團股份有限公司

Flat Glass Group Co., Ltd.

(於中華人民共和國註冊成立的股份有限公司)

(股份代號：6865)

海外監管公告

本公告乃由福萊特玻璃集團股份有限公司(「本公司」)根據香港聯合交易所有限公司證券上市規則第13.10B條作出。

以下為本公司於上海證券交易所網站刊登之《福萊特玻璃集團股份有限公司2023年年度報告》，僅供參閱。

承董事會命
福萊特玻璃集團股份有限公司
董事長
阮洪良

中國浙江省嘉興市，二零二四年三月二十六日

在本公告之日，執行董事為阮洪良先生、姜瑾華女士、阮澤雲女士、魏葉忠先生和沈其甫先生，獨立非執行董事為徐攀女士、華富蘭女士和吳幼娟女士。

60865

.

“

” “

”

“

A			6085	
----------	--	--	-------------	--

	13	46	79	10 12
	5 364 942 688 25	4 323 480 701 49	6 206 331 201 97	5 688 953 970 71
	511 450 441 35	533 427 413 61	883 691 617 67	791 121 317 15
	500 414 936 33	539 497 577 72	836 086 745 25	748 253 886 00
	(480 910 166 55)	(364 439 989 55)	824 423 184 78	1 988 107 822 72

		:	:
	(7 086 732 47)	(8 899 606 53)	3 599 005 34
	74 278 994 61	70 910 299 08	53 409 741 67
	10 195 820 57	(3 489 282 39)	22 883 510 27
	483 053 80	(2 339 421 37)	(3 358 588 40)
	12 330 271 75	8 008 149 89	11 800 122 55
	83 190 28	-	-
	65 427 674 48	48 198 888 90	64 713 591 32

	200,000.00	20,000,000.00	22,000,000.00	-
	78,825,989.52	2,006,375,691.99	1,221,549,722.47	-
/	-1,765,988.98	-1,133,114.65	632,854.33	632,854.33
	76,060,000.54	2,235,242,577.34	1,450,182,568.00	632,854.33

2023

2023

2,152,370.85

39.21%

275,989.08

30.00%

1

A

2022 6 1

A

A

2022 7 29

2022

2022

A

2022

H

2022

11

[2023] 2742

509,088,000

A

A

2023 7 24

2023

2023

A

2023

H

2023 8 1

A

A

A 204,429,301

A

2,146,894,461

2,351,323,762

A

“ ” “ ”

2010
1
2006

“ ”

2008

SF

SF

2

GB/T3628 2017

1

GB/T3084.1-2015
2017

GB/T3461

GB/T3463 2017

GB/T3464 2017

GB/T3720 2018

GB 2134 2019

T/ZR0305 2018

GB/T3886 2019

GB/T3720 2018

2023 **2,152,308** **39.21%**
275,989.08 **30.00%** **289,486.31**
 29.87% **2023 12 31** **4,298,199.80**
32.74% **2,221,507.44** **53.31%**

()

1

2

(1).

: :

			%	%	%	%
	19 676 531, 705 61	15 230 010 550 61	22 45	43 82	45 44	0 87
	328 383 286 15	290 530 662 88	11 52	- 6 15	1 21	6 44
	522 707 708 55	519 852 974 98	10 79	- 2 16	1 59	3 29
	322 204 685 60	354 536 869 90	- 3 61	2 15	- 12 02	16 69
	45 376 908 44	30 222 708 86	26 44	- 0 92	- 4 37	2 66
			%	%	%	%
	17 200 202 855 78	13 655 283 333 4	20 61	42 32	43 39	0 59
	3 740 599 329 79	2 725 870 546 27	27 13	29 15	27 06	1 20
	229 407 065 64	186 850 118 62	17 68	9 42	13 01	2 62
	336 042 419 04	265 234 476 61	27 01	34 53	24 78	5 70
	17 466 822 17	15 422 755 53	11 48	- 9 91	- 3 02	6 28
			%	%	%	%
	21 355 922 557 26	16 629 786 356 65	21 98	39 25	39 82	0 32
	157 755 965 16	150 984				

2020 12 30

2021-2023

5GW

3 38

2020 12 31

2020 129

2021 1 21

3GW 2 31

3GW 2 31

2021 1 1 2023 12 31

2021 1 22

2021 014

2021 2 8

2019 5

2021

2,786

2022 - 2023

4GW

2023 12

31

2021 2 9

2021 081

2021 7 30

2 3

2021 8 1

2021 7

31

2021 7 31

2021 080

2023 4 7

2023 7 - 2025 12

37,800

2023 4 7

2023 018

2023 4 15

2024 - 2025

7GW

2023 4 15

2023 022

						:	:
		/	7,987,253,680.53	2,718,783,353.10	/		
		/	6,785,549,584.09	3,454,625,559.07	/		
		/	1,883,961,888.73	733,683,976.67	/		
		/	3,883,594,172.60	2,151,961,270.37	/		
		/	915,947,110.45	915,947,110.45	/		
		/	-	-	/		

(4).

			(%)		(%)	(%)
	/ / /	15,280,000,550.61	90.67	10,491,982,451.08	87.08	45.44
	/ / /	290,550,652.88	1.73	287,077,721.08	2.38	1.21
	/ / /	519,882,974.98	3.09	511,786,345.20	4.25	1.59
	/ / /	354,536,859.90	2.11	402,983,984.76	3.34	- 12.02

(5).

(6).

(7).
A

1,165,884.30

54.17%

			584
30	30		237
30 40	30 40		541
40 50	40 50		250
50 60	50 60		92
60			7

(3).

(4).

5

“ ” “ ” “ 1 ”

()

()

1

		%		%	%	
	6,616,387,667.80	15.39%	2,982,152,844.19	9.05%	125.65%	A
	1,588,420,392.78	3.71%	2,505,753,674.34	7.79%	-36.41%	
	3,665,519,522.47	8.57%	2,811,080,070.19	8.68%	31.11%	
	2,006,375,691.99	4.67%	784,825,989.52	2.42%	155.65%	
	334,691,473.6	0.78%	578,012,656.23	1.78%	-42.10%	

	512,316,310.04	1.19%	17,370,760.63	0.05%	289.30%
	15,114,905,872.20	35.17%	11,225,965,068.08	34.67%	34.62%
	72,985,883.34	1.80%	194,194,008.63	0.60%	298.05%
	1,913,771,731.03	4.45%	3,085,354,079.23	9.53%	-38.17%
	134,808,907.90	0.31%	65,490,858.12	2.02%	-79.43%
	6,655,130,751.81	15.48%	3,889,070,000.00	12.01%	71.12%
	538,240,688.05	1.25%	11,936,198.55	0.04%	4413.10%
	4,311,919,225.66	10.03%	2,713,891,130.26	8.33%	53.88%

2

(1)

5,777,422,312.90

13.44%

(2)

3

“ ” “ ” “ **31**
”

4

()

” “

(1).

1

2

3

1.7MV	-	861.6MV	8.423.2MV	-	-

	MV				/		
	32.68	77,573,707.85	76,912,118.68	76,912,118.68	0.40	30,955,689.38	-
	125.15	24,681,240.19	24,682,973.97	24,682,973.97	0.40	9,871,482.35	-
	157.98	27,864,040.60	27,555,400.19	27,555,400.19	0.38	10,349,984.33	-
	41.28	10,344,125.50	10,282,264.09	10,282,264.09	0.37	3,808,366.59	-
	52.41	22,989,454.42	22,884,441.44	22,884,441.44	0.33	7,461,286.98	-
	100.74	51,087,777.88	50,684,567.02	50,684,567.02	0.34	17,083,313.70	-
	48.98	23,980,074.27	24,144,114.16	24,144,114.16	0.35	8,428,682.96	-
	0.54	132,089.23	132,089.23	132,089.23	0.31	44,916.72	-
	3.98	436,084.07	431,673.73	431,673.73	0.37	161,376.53	-
	10.97	3,171,431.48	3,171,431.48	3,171,431.48	0.32	1,025,808.73	-

(3).

5

()

			%
	100 912 760 44	82 733 089 96	21 91

1

2

1	195		43 49		
2	150		37 53		
3	75		23 98		
4	150		38 85		
5	100		2 90		

3

4

()

()

10%

	2,290,439.12	1,652,884.22	637,544.89	1,245,728.49	182,955.22
	274,582.52	130,659.73	143,982.70	205,105.87	45,270.71

()

1

2023

2023 12 31 **20,600 /**
9,600 /

, **50%**

2

“ ”



2024

3

1

“ ”

2

3

/

S

o

c

4

“

”

1

2

3

4

5

1

2

4

1

7

38,51.96

8.57%

5

15

13

10

A

2022	2023 6 6	http://www.sse.com.cn https://www.hkex.com.hk	2023 6 7	2022 2023 031
2023	2023 7 24	http://www.sse.com.cn https://www.hkex.com.hk	2023 7 25	2023 2023 A 2023 H 2023 018
2023 A	2023 7 24	http://www.sse.com.cn https://www.hkex.com.hk	2023 7 25	2023 2023 A 2023 H 2023 018
2023 H	2023 7 24	http://www.sse.com.cn https://www.hkex.com.hk	2023 7 25	2023 2023 A 2023 H 2023 018
2023	2023 10 27	http://www.sse.com.cn https://www.hkex.com.hk	2023 10 28	2023 2023 A H 2023

					2023 83
2023 A	2023 27	10	http://wwsse.comcn https://wwhlex.comhk	2023 10 28	2023 2023 A H 2023 83
2023 H	2023 27	10	http://wwsse.comcn https://wwhlex.comhk	2023 10 28	2023 2023 A H 2023 83
2023	2023 22	12	http://wwsse.comcn https://wwhlex.comhk	2023 12 23	2023 2023 A H 2023 106
2023 A	2023 22	12	http://wwsse.comcn https://wwhlex.comhk	2023 12 23	2023 2023 A H 2023 106
2023 H	2023 22	12	http://wwsse.comcn https://wwhlex.comhk	2023 12 23	2023 2023 A H 2023 106

2023 6 6

2022

2022

2022

2022

2022

2022

2023

2022

2023

2023

				2023		2022
						2023
				2022		2023
	2023	7	24	2023		
		2022		A		
					A	
2022	2023	7	24	2023	A	
			A			
						A
2022	2023	7	24	2023	H	
			A			
						A
	2023	10	27	2023		2023
	2023	10	27	2023	A	
	2023	10	27	2023	H	
	2023	12	22	2023		
H						
	2023	12	22	2023	A	
H						
	2023	12	22	2023	H	
H						

			62	2021 20	5	2024 19	5	49,83,400 00	49,83,400 00	-	-	124 68
			62	2021 20	5	2024 19	5	324,192,600 00	324,192,600 00	-	-	88 02
			37	2023 24	7	2024 19	5	351,505,000 00	352,75,000 00	1,230,000 00	H	113 78
			52	2021 20	5	2024 19	5	15,60,600 00	15,60,600 00	-	-	69 22
			57	2021 20	5	2024 19	5	10,40,400 00	10,40,400 00	-	-	68 41
			36	2021 20	5	2024 19	5	0	0	-	-	10 00
			61	2021 20	5	2024 19	5	0	0	-	-	10 00
			48	2021 20	5	2024 19	5	0	0	-	-	18 81
			60	2021 20	5	2024 19	5	46,801,800 00	46,801,800 00	-	-	32 76
			61	2021 20	5	2024 19	5	31,201,200 00	31,201,200 00	-	-	25 18

				20	19						
			70	2021 5 20	2021 5 19	31,201,200 00	31,201,200 00	-	-	21 38	
			49	2021 5 20	2021 5 19	0	0	-	-	33 81	
			38	2021 5 20	2021 5 19	0	0	-	-	20 57	
			39	2023 6 6	2021 5 19	4 800,000 00	4 800,000 00	-	-	109 58	
			55	2021 5 20	2021 5 19	10 400,400 00	10 400,400 00	-	-	101 65	
			49	2023 6 6	2021 5 19	480,000 00	480,000 00	-	-	74 47	
			37	2021 5 20	2021 5 19	200,000 00	200,000 00	-	-	51 72	
			33	2023 3 27	2021 5 19	0	0	-	-	25 54	
	/	/	/	/	/	1,266,686,600 00	1,267,856,600 00		/	999 58	/

				62						
	2022 1			38					2009 6	
					2020 4					
					62	2000 6				30
				2013 5				2022 1		
					37	2009 10				

University)

2016 6

2009 9

(Sheffield

2020 1

	2006	2023	2022
12	38 2008 10	2019 9 23	2009 2020
Virginia)	39 2011 5 2011	2007 12 2023	(University of Northern 2016 1
	2020 4 55 2006 8		31 2006
	1991 7 2023	2016 1	2024 1
	49		2000 7
	37 2017 5		2011 2019 2
	2020 1		
	33 2016 10 2016	2016 6 2023 3	

1

2

			2009 6	
			2010 4	
			2011 6	2013 6
	Herity Sany Pte Ltd		2011 1	
			2016 6	
			2010 1	
			2010 1	
			2010 9	
			2012 4	
	Herity Sany Pte Ltd		2011 1	
			2013 6	2016 6
			2012 1	
			2017 10	2013 10
			2017 12	2013 12
			2018 1	2013 4
			2012 10	2015 10
			2013 9	2016 9
			2013 8	
			2015 6	
			2013	
			2013	
			2016 3	
	Md Lifestyle limited		2019 7	2021 2
			2010 4	
			2010 1	

--	--

	/
	99 58

	2023 2 6	2022 2023
2022	2023 3 27	2022 2022 2022 2022 2022 2022 2023 2022

		<p style="text-align: right;">2023</p> <p style="text-align: center;">2023</p> <p style="text-align: center;">2022</p> <p style="text-align: center;">2022</p> <p style="text-align: left;">2022</p> <p style="text-align: right;">2023</p> <p style="text-align: right;">2022</p> <p style="text-align: left;">2022</p> <p style="text-align: right;">2022</p>
	2023 4 24	2023
	2023 6 6	2020 A
	2023 6 21	2022 A A
	2023 7 14	" "
	2023 8 2	A A A " "
	2023 8 8	A
	2023 8 28	2023 2023 2023
	2023 9 8	2020 A
	2023 9 27	

	2023 10 30	2023 H
	2023 11 13	2 1600
	2023 11 20	2021 A “ ”
	2023 12 29	“ ” 2024

		15	15	2	0	0	10
		15	15	2	0	0	10
		15	15	2	0	0	10
		15	15	2	0	0	10
		15	15	2	0	0	10
		15	15	15	0	0	10
		15	15	14	0	0	10
		15	15	14	0	0	10

	15
	0
	2
	13

2023 2 6	2023 2023 2022		
2023 3 27	2023 2022 2022 2022 2023 2022 2022 2023		
2023 4 24	2023 2023		
2023 8 28	2023 2023		
2023 10 30	2023 2023		

2023 3 27	2023		
2023 6 6	2023		

--	--	--	--

2023 3 27	2023 2023 2023		
2023 6 6	2023 A	2030	
2023 9 8	2023 A	2030	
2023 11 20	2023 2021 A		

2023 3 27	2023 2023 2023 ESG		

2023 3 27	2023 2023 2022 2022 OFAC		

	2 237
	6 008
	8 210
	0

	512 710 27
	11, 539 934 52

1

2022 6 1

2022 2024

2022

2022

A

2022

H

2022 6 2

2022 2024

2

1 2022

2022

2, 122, 780, 488 43

2022

310 316 191 44

2, 894, 223, 275 67

2022

2022 12 31

2, 740 73, 939 56

A

2022

2022

A

2 2023

2023 6 30

2,885,683,221.88 2023 10 27 2023

2023

2,351,323,782

10 2 38 559,615,055.36

2023 11

2023 2023

	:	:
10		0
10		3 80
10		0
		891,128,218.04
		2,799,609,819.78
		32.29
%		0
		891,128,218.04
		32.29
%		

()

2023 6 6 2020 A 2020 A 140 000	2023 6 7 2020 A 2023 081
2023 9 8 2020 A 2020 A 920 000	2023 9 9 2020 A 2023 072
2023 11 20 2021 A 2021 A 43 79 / 104 9094 44 02 /	2023 11 21 2021 A 2023 100
2023 12 4 2021 A 104 9094	2023 12 5 2021 A 2023 105

()

()

()

www.se.com.cn

2023

CA BP

“

2023

“

”

	30 961 59

1

2

www.se.com

2023

3

“ ”

4

F2+X

7

www.sse.com.cn

2023

	- 1,796,489
	1
	2
	3 VGS VGS
	4 99.9%
	5 “ ”
	120 RMB
	1,161 36 18

2023

28

CP23

“

”

2023

2023

			2021	2023
	/	2021	3% 68	604
	/	2021	292	258
	/			
	/		2280	1525
	/		046	009
	/	2021	1046	897
		10%		

2023

2021

2023

	/	
	2361	
	22708	
	358	
	/	

	/	
	6611	
	6611	
	-	
	-	
	-	

		1	1	1		1			
		2	2	2		2			
		3	3	3		3			
		4	4	4		4			
		5	5	5		5			
			6	6		6			
			7	7		7			
			8	8	8		8		

1 CE 6

. C G Ú

K I ½

A

90

2%

1%

5%

6

15

1%

2

2

(3)

6

3

(4)

(5)

2

1

(1)

A

“ ”

(2)

(3)

(4)

(5)

6

2


(1)

A

90

1%

2%



3

1

(1)

A

“ ”

(2)

6

(3)

(4)

A

(5)

(6)

2

(1)

A



90
2%

1%
5%

6

4

1

(1)

A

“ ”

(2)

2

(1)

A

90

1%

2%

5%

6

15

1%

2

2

5

1

A

2

(1)

A

90

1%

2%

5%

6

15

1%

2

2

6

(1)

(2)

7

(1)

/ / / / / /

(2)

/ /

8

(1)

(2)

(3)

(4)

50%

(5)

(6)

9

/

(1) (/ /"

10

2021

A

11 2021 A

(1)

(2)

(3)

12 2021 A

(1)

(2)

(3)

(4)

(5)

(6)

(7)

13 2022 A

1

2 —

2022

2

3

3 —

[2022] 3

2022 2024

4

6

A

7

16 2021 A

2021 A

“

”

	2 950 000 00
	9
	3 3

		850 000 00

2023 6 6 2022

2023

2022

2023

20%

20%

()

()

()

1

2

		2023
		819 96
		165 14
		33 947 95
		37 120 35
		72 083 40

2023 2 6 2023 6 6

2022

2022

2023

2023

86 081 66

2023 2 7 2023 6 7

2022

2023

2023 004
2023 031

2022

42 00

3

		2002	1,230 48	26 / / 5%

()

1

2

3

4

1

2

3

1

2

3

()

1

2

3

()

: :

				(
)																
																		0 00		
A																		0 00		
																		9 187,889,700 00		
B																		10 591,404,700 00		
A+B																		10 591,404,700 00		
(%)																		47 51		
C																		0 00		
D 70%																		9 183,201,700 00		
E 50%																		0 00		
GDE																		9 183,201,700 00		

()

1

(1)

		230,000,000.00	230,000,000.00	0

(2)

(3)

2

(1)

(2)

(3)

3

()

					(1)	2	% (3) (2)/(1)	4	% 5 =(4)/(1)
	2021 1 6	249 999 99	245 308 19	245 308 19	245 308 19	251 104 12	101.13%	-	-
	2022 5 26	400 000 00	397 692 12	397 692 12	397 692 12	229 951 88	70.39%	21 743 48	5.47%
	2023 7 19	599 999 99	596 540 71	596 540 71	596 540 71	463 814 52	77.75%	463 814 52	77.75%

					(1)		2	% (3 (2)/(1)				
75			2021 1 6	140 000 00	140 000 00	-	142 684 08	101 90%	2022		219 422 92	
4 800			2021 1 6	33 308 19	33 308 19	-	33 440 04	100 40%	2022		145 978 77	
			2021 1 6	75 000 00	75 000 00	-	75 000 00	100 00%				
75			2022 5 26	194 500 00	194 500 00	11 989 38	133 801 34	68 79%	2022		222 194 09	
			2022 5 26	63 422 12	63 422 12	7 733 85	7 733 85	12 18%				
1 500			2022 5 26	19 700 00	19 700 00	2 075 26	18 416 69	93 49%	2022			
			2022 5 26	120 000 00	120 000 00	-	120 000 00	100 00%				
195			2023 7 19	193 000 00	193 000 00	172 644 16	172 644 16	89 45%	2023		535 001 57	
150			2023 7 19	227 000 00	223 540 71	111 170 36	111 170 36	49 73%				
			2023 7 19	180 000 00	180 000 00	180 000 00	180 000 00	100 00%				

1

1 2022 5 A
2022 6 15
” “ 1,500

2021 A
“ 75
1,080,276,507.43

		2021 6 16	2022 5 26
1	75		892,659,288.36
2	1,500		137,617,239.07
			1,080,276,507.43

()

A

() (2) 100%

2022

2 2023 7 A
2023 8 8

A

1,812,288,483.07

		2022 6 1	2023 7 19

1	195	1,515,088,483.43
2	150	297,195,084.64
		1,812,283,568.07

()

A

() (2) H0289)

2023

2

2022 10 27

6

12

580,000,000.00

2023 10 26

2023 11 13

5

12

2023 12 31

500,000,000.00

3

2021 1 19	150,000.00	2021 1	2021 1	0	

(1).

			+ -						
		(%)						(%)	
	332000	0155	20429 301			-1,06 000	20336 9301	206693 01	879
1									
2									
3	332000	0155	156388 416			- 1,060 000	155,32 8416	156384 16	675
			156388 416				15538 8416	156384 16	665
	332000	0155				- 1,060 0	- 1,060 0	226000	010
4			48008 85				4800 885	480088 5	204
			48008 85				4800 885	480088 5	204
	21435739 67	9984 5				1,06096 7	1,0609 67	2144634 984	912 1
1	1,688,5739 67	7888 5				1,06096 7	1,0609 67	1,694,634 984	720 7
2									
3	40,000,000	2098 1						40,000 00	191 4
4									
	2,146888 ,967	1000 0	20429 301			967	20443 0268	2,351,324 25	100 00

(2).

1

A

2022 272

25 25% 2023

945 /

44 55%

(4).

:

	30,000	120,000	0	20,000		2023 9 13 120,000
	120,000	40,000	0	80,000		2023 9 13 40,000
2020 A 13	2,280,000	780,000	0	1,530,000		2023 9 13 780,000
2020 A 3	530,000	140,000	0	420,000		2023 6 12 140,000
	3,330,000	1,060,000	0	2,330,000	/	/

()

A	2023 7 18	29 35 /	204,429 301	2024 8 1	204,429 301	

2023 8 3

A

2023 050

“ ”

” “ 2 ”

“ ” “

4,73

582

0

0

5

“

	0	46,801,800	1.99	0	0
	0	31,201,200	1.33	0	5,500,000
	0	31,201,200	1.33	0	0
UBS AG	27,236,234	28,220,070	1.20	28,177,172	0
	8,550,079	28,000,079	1.19	6,132,859	0
	2,106,705	24,388,686	1.04	3,388,465	0
HSC NOMINEES LIMITED				449,943,980	449,943,980
				449,358,400	449,358,400
				350,532,000	350,532,000
				324,081,600	324,081,600
				46,801,800	46,801,800
				31,201,200	31,201,200
				31,201,200	31,201,200
				21,867,200	21,867,200
				21,579,404	21,579,404
				21,080,231	21,080,231

		4,800,000	
	H 45,000		H
	2,203,000	H 111,000	
	HSC NOMINEES LIMITED		

1 HSC NOMINEES LIMITED H
2
3 2023 12 31
4

:

	/		%		%
UBS AG		0	0	0	0
		0	0	0	0

1	A - 13	1,520,000	A 2020	780,000	A 2020
2	A - 3	420,000	A 2020	140,000	A 2020

3	y%	“ 20 000 000 €	e _R 0 “	120 000 €	A ₀ A	2020 %	2020 (
---	----	----------------	--------------------	-----------	---------------------	-----------	-----------

UBS AG	2023 8 1	-
	UBS AG	A 10
	2023 8 1	2024 2 1

1

2

	M

3

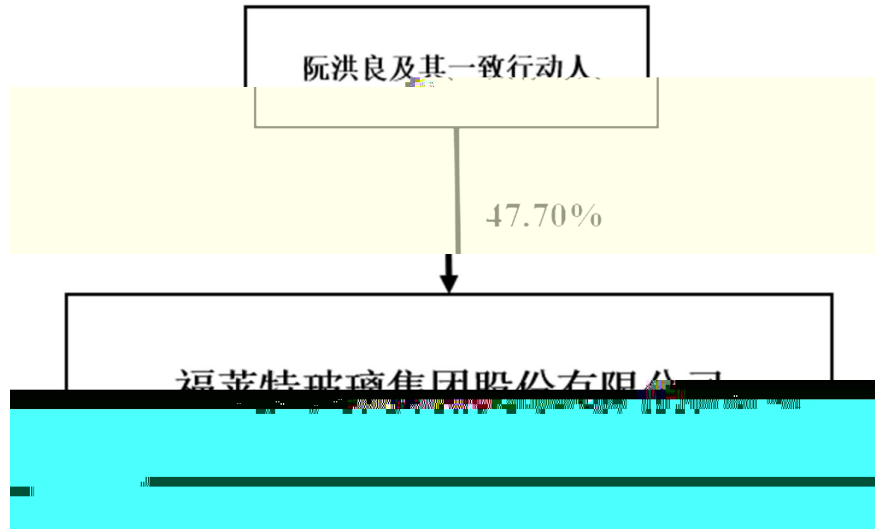
4

5

3

4

5



	2016 9		A	49,358,400	
H	45,000	A	324,081,600	H	111,000
	A	350,532,000	H	2,203,000	A
4,800,000					
	1,121,571,000				

6

	H
	2023 11 1
(%)	
	1 2023 12 31
	2
()	0
(%)	

1

2023 11 1

H

2023 088

2

6 250 000 H

1 [2022]661

2022 5 20

4000 A 100 40 2022 6

13 “ ” 113059 6

2022 5 20 2023 5 19 03% 05%

10% 15% 18% 20% 4391 /

2022 11 28 2023 5 19 2022 6 9

A

:202205

2 2022 “ ” 4391

/ 4371 / “ ” 2022 11 23

2022 11 16

“ ” 2022105

3 A “ ”

4371 / 4246 / “ ” 2023 8 4

2023 8 3

“ ” :202302

4 2023 “ ” 4246 /

4222 / “ ” 2023 11 27

2023 11 21

“ ” :2023101

		10439
		(%)

	49,088,000	12.48
	30,455,000	8.51
	19,028,000	4.98
	168,000,000	4.20
	102,424,000	2.56
	96,350,000	2.41
	92,983,000	2.32
	86,087,000	2.15

				A
2023 11 27	42 22 /	2023 11 21		2023
				42 22 /

2023

A

A

() (2) R0076

2023 12 31

**(“ ”)
2023**

2023 12 31

2023

“

”

2023

()

**() 61
20,929,827,382 91**

2023

(1)

(2)

(3)

(4)

(6)

()

()

()

2024 3 26

2023 12 31

:

: :

		2023 12 31	2022 12 31
	1	6 616 387 667 80	2 982 152 844 19
	2	230 000 000 00	2 000 000 00
	3	623 194 84	-
	4	1 588 420 322 78	2 505 733 674 34
	5	3 685 519 522 47	2 811 080 070 19
	7	2 006 375 681 99	784 825 989 52
	8	334 679 147 36	578 012 656 23
	9	110 981 841 18	101 289 773 96
	10	2 001 439 456 08	2 386 316 984 60
	11	-	35 107 159 30

	13	233,544,780.77	234,733,656.64
		16,832,971,745.27	12,381,292,788.97
	17	100,912,780.44	82,733,089.96
	20	512,316,310.04	17,320,780.63
	21	15,114,905,872.20	11,225,965,058.08
	22	1,755,988,807.38	1,874,354,588.74
	25	72,965,883.34	194,194,008.63
	26	3,229,561,250.53	3,783,666,023.65
	28	80,715,882.63	15,689,984.37
	29	219,705,261.03	92,555,237.76
	30	4,311,919,275.66	2,713,881,130.26
		26,149,036,238.25	20,000,429,837.08
		42,984,997,983.52	32,381,722,606.05
	32	1,913,771,731.03	3,085,354,029.23
	34	1,756,309.49	1,765,988.98
	35	914,083,358.15	984,727,516.59
	36	4,530,361,509.42	4,100,044,464.81
	38	129,107,796.79	115,088,788.64
	39	105,339,928.73	102,797,701.22
	40	200,138,915.37	186,516,829.00
	41	134,808,907.90	655,480,858.12
		30,801,288.06	16,887,442.02
		1,371,320.00	2,737,023.00
	43	1,253,366,988.69	1,302,218,275.31
	44	12,229,287.63	9,449,715.18
		9,184,929,783.20	10,533,414,172.08
	45	6,655,130,751.81	3,889,020,000.00
	46	3,755,915,215.98	3,588,688,749.97
	47	538,240,688.05	11,926,198.55
	48	93,816,651.81	137,680,340.97
	50	5,088,771.16	6,457,941.49
	51	56,476,018.31	58,555,588.54
	29	401,399,622.04	123,532,426.28
		11,506,107,749.16	7,815,861,220.80
		20,681,087,532.36	18,319,275,392.88
	53	587,831,088.75	536,723,491.75
	54	491,726,417.43	491,731,580.66
	55	10,798,133,395.26	4,884,749,251.17
	56	15,986,520.00	23,806,600.00
	57	11,319,243.83	42,350,277.12
	58	49,829,227.15	28,583,407.89
	59	288,915,529.38	288,331,745.88
	0	0	0

0	7 d	(\bar{U} 22,215,074,391.43	12,069,697,1337
33			7,836,059.74	1,309,963 P z
			22,206 †, 2 -	(/ V /
				u

		15 382 664 29	13 081 277 67
		1 371 330 00	2 737 023 00
		292 800 000 00	500 330 000 00
		10 386 738 49	1 380 340 60
		3 168 900 222 81	5 557 152 729 86
		3 137 200 000 00	2 750 000 000 00
		3 755 915 215 98	3 588 688 749 97
		14 894 289 70	8 833 500 90
		63 323 814 92	46 332 774 56
		6 971 333 330 60	6 418 950 05 43
		10 135 233 543 41	11 976 097 825 29
		587 831 058 75	536 723 491 75
		491 726 417 43	491 731 580 66
		10 798 133 355 26	4 864 749 251 17
		15 986 530 00	23 836 600 00
		(4 988 086 42)	(1 086 208 62)
		233 915 529 38	268 331 745 88
		2 400 071 368 15	2 740 733 929 56
		14 550 723 162 55	8 877 427 195 40
		24 665 956 705 96	20 853 325 080 69

2023 1—12

: :

		2023	2022
		21 523 708 522 42	15 460 843 227 36
	61	21 523 708 522 42	15 460 843 227 36
		18 530 461 692 92	13 343 047 985 07
	61	16 830 721 240 54	12 018 190 879 61
	62	198 145 169 13	134 72 336 23
	63	119 751 307 45	118 877 978 75
	64	302 200 735 53	277 541 944 49

65

65 65 586 536 730 092 725 45 523

. 539

“ ”	12,85	2“ (62,854 33)	62,854 33 (1,828,707,95)	.63
“ _ ”	71	(77,813,105 53)	(39,074,459 19)	
“ _ ”	72	(52,288,682 63)	(3,094,21	3 ,

		156,419,000	
		192,346,855.52	
		312,374,023.81	113,852,852.81
		374,504,081.61	243,702,862.81
		38,260,748.16	39,915,000.00

დო „სსიპ # 3“

2023 1-12

		2023	2022
		12,954,688,347.53	6,801,275,904.86
		35,369,868.32	513,984,013.73
	78 1	220,125,130.50	177,358,576.29
		13,510,188,316.35	7,492,618,494.88
		9,191,302,865.38	5,500,683,742.51

	78 3	2,495,249,651.41	1,540,582,744.11
		12,012,895,998.85	6,332,544,715.70
		7,001,958,561.39	7,853,749,122.14
		16,635,897.49	55,719,181.42
		3,160,234,835.09	217,350,785.05
		2,319,081,461.51	2,101,730,679.46
		5,479,316,299.60	2,319,081,461.51

2023 1—12

: : :

		2023	2022
		2,817,987,044.13	1,677,675,095.57
		55,206,309.32	113,993,166.53
		61,304,669.36	81,285,539.72
		2,984,498,012.81	1,872,923,801.82
		2,589,473,258.75	1,987,999,916.91
		34,259,480.26	271,694,713.51
		113,180,510.80	111,455,575.53
		204,185,899.82	205,701,515.85
		3,221,099,149.63	2,576,791,721.85
		(256,601,136.84)	(703,867,930.03)
		2,000,000.00	300,000,000.00
		11,253,177.37	804,606,113.99
		8,828,856.63	2,280,535.51
		3,742,964,748.12	5,280,669,322.94
		3,765,046,801.12	6,387,556,082.44
		558,877,567.22	713,686,089.77

		230,000,000.00	302,000,000.00
		991,947,600.00	2,298,652,400.00
		7,046,041,641.81	8,314,753,459.99
		8,886,866,809.03	11,629,081,889.76
		(5,061,830,007.90)	(5,241,475,867.32)
		5,986,999,984.44	-
		-	3,978,000,000.00
		5,713,550,141.49	5,541,888,697.84
		1,524,623,181.70	889,236,131.02
		13,205,173,307.63	10,359,134,828.86
		5,678,516,288.00	2,503,749,500.00
		783,791,421.99	610,454,288.21
		1,103,262,146.25	806,951,761.34
		7,550,589,856.24	3,951,155,552.55
		5,654,603,451.39	6,407,979,276.31
		2,688,732.12	11,243,800.70
		338,821,088.78	473,859,289.66
		918,983,312.20	445,104,022.54
		1,257,804,350.98	918,983,312.20

2023 1—12

: :

2023												
(
)	536 723 491.75	494 734 580.66	4 884 749 251.17	23 806 600.00	42 350 277.12	28 583 407.89	205 351 745.88	7 883 754 058.70	14 082 447 213.17	-	14 082 447 213.17	

1	-	-	-	(7 000 000)	-	-	-	-	7 000 000	-	7 000 000
2	178 25	491, 731, 580 66	32, 400 14	-	-	-	-	-	491, 731, 159 05	-	491, 731, 159 05
3	-	-	31, 985 580 20	-	-	-	-	-	31, 985 580 20	-	31, 985 580 20
	-	-	-	(1, 219 000 00)	-	-	89 13	(493 765 537 59)	(492 536 448 42)	-	(492 536 448 42)
1	-	-	-	-	-	-	89 13	(89 13)	-	-	-
2	-	-	-	(1, 219 000 00)	-	-	-	(493 765 448 42)	(492 536 448 42)	-	(492 536 448 42)
	-	-	-	-	-	11, 317 354 28	-	-	11, 317 354 28	-	11, 317 354 28
1	-	-	-	-	-	13 206 977 30	-	-	13 206 977 30	-	13 206 977 30
2	-	-	-	-	-	(1, 889 623 02)	-	-	(1, 889 623 02)	-	(1, 889 623 02)
	533 723 491 75	491, 731, 580 66	4 894 749 251 17	23 806 600 00	42 320 277 12	28 583 407 89	298 331, 745 88	7 823 754 028 70	14 022 447 213 17	-	14 022 447 213 17

2023 1—12

: :

	2023							
	()							
	533 723 491 75	491, 731, 580 66	4 894 749 251 17	23 806 600 00	(1, 086 203 02)	298 331, 745 88	2 740 733 929 53	8 877 427 135 40
	533 723 491 75	491, 731, 580 66	4 894 749 251 17	23 806 600 00	(1, 086 203 02)	298 331, 745 88	2 740 733 929 53	8 877 427 135 40
“ ”	51, 107 537 00	(5 163 23)	5 933 384 144 09	(7 800 080 00)	(3 881, 882 80)	25 533 783 50	(340 682 531 40)	5 633 235 937 15
	-	-	-	-	(3 881, 882 80)	-	244 466 277 45	240 604 394 66
	51, 107 537 00	(5 163 23)	5 933 384 144 09	(6 558 680 00)	-	-	-	5 991, 055 227 83
1	51, 107 325 25	-	5 944 239 821 45	(6 558 680 00)	-	-	-	5 974, 955 883 70
2	241 75	(5 163 23)	45 951 80	-	-	-	-	41, 030 32
3	-	-	19 038 350 84	-	-	-	-	19 038 350 84
	-	-	-	(1, 261, 400 00)	-	25 533 783 50	(555 168 888 89)	(558 353 655 39)
1	-	-	-	-	-	25 533 783 50	(25 533 783 50)	-
2	-	-	-	(1, 261, 400 00)	-	-	(559 615 055 39)	(558 353 655 39)
	587 831, 028 75	491, 726 417 43	10 798 133 335 26	15 986 580 00	(4 998 086 42)	298 915 529 38	2 400 071, 388 15	14 500 723 162 55

	2022							
	()							
	533 723 313 50	-	4 822 708 261 83	32 026 200 00	(609 915 02)	298 331, 686 75	2 894 223 256 67	8 499 300 392 70
	533 723 313 50	-	4 822 708 261 83	32 026 200 00	(609 915 02)	298 331, 686 75	2 894 223 256 67	8 499 300 392 70
“ ”	178 25	491, 731, 580 66	31, 980 989 34	(8 289 600 00)	(476 288 57)	89 13	(153 419 316 11)	328 026 802 70
	-	-	-	-	(476 288 57)	-	310 316 191 44	339 839 902 87
	178 25	491, 731, 580 66	31, 980 989 34	(7 000 000 00)	-	-	-	530 783 348 25
1	-	-	-	(7 000 000 00)	-	-	-	7 000 000 00
2	178 25	491, 731, 580 66	32 400 14	-	-	-	-	491, 731, 159 05

3	-	-	31,985,589.20	-	-	-	-	31,985,589.20
	-	-	-	(1,289,000.00)	-	89.13	(488,785,537.53)	(488,566,448.40)
1	-	-	-	-	-	89.13	(89.13)	-
2	-	-	-	(1,289,000.00)	-	-	(488,785,448.40)	(488,566,448.40)
	538,723,491.75	491,731,580.88	4,804,749,251.17	23,806,600.00	(1,086,808.69)	208,331,745.88	2,740,733,989.56	8,877,427,156.40

1

(“ ”) 1998 6 24
1999 2005 12 29
2011 3 23
2014 10 10

(“ ”)

1

(“ ”)
15 — (2023)

2

2023 12 31 12

1

31

2023

2023 12

2

1 1 12 31

3

12

4

5

	10%
	1
	1

6

“ ”

61

()

62

7

71

72

()

()

“ ”
“ ”

8

9

)

(

10

101

102

”

“

11

()

()

”)

14 — (“

(

)

(

)

11 1

-
- -
 -

-
-

11 1 1

-
-

11 1 2

11 13

11 2

12

12

11 21

(1)

(2)

(3)

(4)

(5)

()30

11 22

(1)

(2)

(3)

(4)

(5)

()

()90

11 23

•

•

11 24

11.3

(2)

(1)

(3)

•

(())

•

(())

11.4

11.4.1

11 4 1 1

) (

-
-
-

(1)

(2)

(3)

()

11 4 1 2

11 4 2

()

) (

11 43

) (

11 5

11 6

11 7

) (

11 8

12

13

14

15

16

16 1 1

19

191

() 7

192

193

1931

1932

194

20
(1).

		()	(%)	(%)
		20	5	4 75
		50	-	2 00

21
(1).

(2).

			(%)	(%)
		20 25	- 5	4 00 5 00
		4 20	- 5	4 75 23 75
		4 15	- 5	6 67 23 75
		3 10	- 5	9 50 33 33

22

28

29

30
(1).

(2).

(3).

(4).

31

32

32 1

/

32 2

33

34

(1).

(1)

(3)

(2)

(2).

35

36

361

() 51

362

() 67

/

37

371

() ()

372

) (

373

38

39

39 1

40

(1).

16

2022 11 30

16

“ 16 ”

16

18 —

18 —

2023 1 1

(2).

(3).

41

1

	(
)	13%
		7%
		3%
		2%
	/	70%
		12%
		7%
		“
		”
		12 14

		%
		15%
		25%
		15%
		25%
		15%
		25%
()		1
		25%
()		0%
()		1
()		25%
		25%
()		25%
()		25%
		25%
		25%
FLAT (ALSIKHA) PLY LTD		30%
		25%
		25%
()		20%
		25%
		25%
		25%
	(25%
)	25%
()		25%
		25%
		25%

	25%
	25%
	25%
PT HANSOAR ENERGY INDONESIA	22%
HANSOAR TECHNOLOGY PTE LTD	17%

1 () 2,000,000 8.25%
2,000,000 16.5%

2

2022 12 24
" " GR20233007200 2022 2024
15%

2022 12 24
" " GR20233006951
2022 2024 15%

2023 10 16
" " GR202331000506
2023 2025 15%

()

2016 6 30 () ()
2021 50%

(USD) 2021 10 8 " "
2023 11 29 2024 1 1
2024

1

	18,273,37	15,002,78

	5 479 298 086 23	2 319 066 461 73
	1 137 071 368 20	613 071 379 68
	6 616 367 667 80	2 982 132 841 19
	606 208 121 01	317 466 099 61

613 071 379 68) **1 137 071 368 20 (**

2

	230 000 000 00	2 000 000 00
	230 000 000 00	2 000 000 00
	230 000 000 00	2 000 000 00

3

	623 191 81	-
	623 191 81	-

4

(1).

	937 437 522 65	1 860 198 827 10
	667 735 006 24	657 120 162 09
	- 11 732 136 11	- 11 565 344 85
	1 588 480 392 78	2 505 733 674 34

(2).

(3).

	65,238,801.08	1,528,577,368.17
	3,000,000.00	67,350,881.00
	164,980,331.08	153,232,171.23
	853,229,132.11	1,749,160,304.40

(4).

		(%)		(%)		(%)		(%)		(%)
	1,605,172,528.89	100.00	11,732,136.11	0.73	1,538,440,392.78	2,517,388,989.19	100.00	11,535,344.85	0.43	2,505,733,674.34
	937,437,522.65	58.40	-	-	937,437,522.65	1,880,158,827.10	73.90	-	-	1,880,158,827.10
	667,735,006.24	41.60	11,732,136.11	1.73	655,992,850.13	657,120,162.09	23.10	11,535,344.85	1.73	655,554,847.24
	1,605,172,528.89	100.00	11,732,136.11	0.73	1,538,440,392.78	2,517,388,989.19	100.00	11,535,344.85	0.43	2,505,733,674.34

			%
	937,437,522.65	-	-
	667,735,006.24	11,732,136.11	1.73
	1,605,172,528.89	11,732,136.11	0.73

(5).

	11,565,314.85	11,732,136.11	11,565,314.85	-	11,732,136.11
	11,565,314.85	11,732,136.11	11,565,314.85	-	11,732,136.11

(6).

5

(1).

1	3,748,629,371.19	2,862,429,426.07
1	3,748,629,371.19	2,862,429,426.07
1 2	72,089,300.12	19,284,453.21
2 3	13,488,437.14	6,574,232.05
3	12,132,032.67	6,822,107.31
	3,816,339,171.12	2,895,110,218.61

(2).

		(%)		(%)		(%)		(%)		
	3,816,339,171.12	100.00%	10,819,338.65	4.18%	3,085,519,522.47	2,895,110,218.61	100.00%	84,000,148.45	2.90%	2,811,000,000.19
	3,085,312,822.79	98.10%	65,055,106.53	1.78%	3,081,257,716.23	2,831,025,517.95	97.72%	4,883,939.12	1.73%	2,791,265,586.83
	183,588,310.12	3.29%	72,333,542.88	57.13%	54,231,816.91	57,208,656.01	1.98%	27,337,101.68	47.89%	29,811,481.33
	23,457,949.21	0.62%	23,457,949.21	100.00%	0.00	6,883,081.65	0.24%	6,883,081.65	100.00%	0.00
	3,816,339,171.12	100.00%	10,819,338.65	4.18%	3,085,519,522.47	2,895,110,218.61	100.00%	84,000,148.45	2.90%	2,811,000,000.19

			%
	3 666 312 822 79	65 055 106 56	1 78%
	126 588 389 12	72 306 542 88	57 13%
	23 457 989 21	23 457 989 21	100 00%
	3 816 339 171 12	160 819 588 65	4 18%

2023 1 1	84 080 148 45	84 080 148 45
2023 1 1		
	77 636 284 27	77 636 284 27
	836 834 07	(836 834 07)
2023 12 31	160 819 588 65	160 819 588 65

(3).

(4).

(4).

(5).

7

(1).

	2 006 375 691.99	781 825 989.52
	2 006 375 691.99	781 825 989.52

(2).

		80 199 308.43	3
--	--	----------------------	----------

(4).

(5).

(6).

(7).

	2,002,881.74	787,941,237.18
	2,006,375,691.99	784,825,989.52
	(13,908,159.75)	(3,115,267.66)

(8).

8

(1).

		(%)		(%)
1	33,267,889.7	98.98	55,591,541.78	99.58
1 2	2,106,604.08	0.63	2,234,361.28	0.39
2 3	1,234,065.11	0.37	164,078.13	0.03
3	61,689.20	0.02	22,675.04	0.00
	33,691,473.6	100.00	56,012,656.23	100.00

2 ‰ 2 (‰

1

(2).

2023 12 31 2022 12 31
269,385,857.12 446,777,298.27

(2).

(3).

✓

(5).

(1).

(2).

(3).

(4).

(5).

(6).

(6).

(1).

1	60 212 836 41	49 802 068 11
1	60 212 836 41	49 802 068 11
1 2	49 35 910 45	30 989 205 44
2 3	87, 523 00	20 084 800 79
3	551, 541 32	43 689 62
	110 981, 811 18	101, 299 73 96

(2).

	74 043 731 73	41, 007 881 73
	11, 682 572 37	51, 73 000 07
	687, 926 46	49 823 06
	24 557 610 62	8 029 089 10
	110 981, 811 18	101, 299 73 96

(3).

(4).

(5).

(6).

		(%)			
	40 000 000 00	36 04		1 1 2	-
	32 000 000 00	28 88		1 1 2	-
	16 505 139 30	14 87		1	-
	5 000 000 00	4 51		1	-
DEP C GREEN ENERGY TMM COMPANY	4 988 663 39	4 45		1 1 2	-
	98 443 842 69	88 70	/	/	-

(7).

10

(1).

	70 570 063 81	-	70 570 063 81	72 843 746 43	-	72 843 746 43
	310 945 728 73	23 185 881 04	287 759 847 69	339 605 709 34	4 335 665 03	335 270 044 31
	127 411 955 37					

(3).

(4).

11

12

(7).

(8).

13

	54,856,488 09	119,919,982 44
	196,499,536 00	105,856,295 24
	1,775,947 64	1,855,853 95
	412,844 04	412,844 04
	-	6,688,700 97
	233,544,780 77	234,733,656 64

14
(1).

(2).

(3).

(4).

15
(1).

(2).

(3).

(4).

18
(1).

(2).

(3).

(4).

(5).

17

(1).

	13 199 229 86	-	6 783 400 00	19 982 629 86
	10 500 000 00	-	-	10 500 000 00
	54 533 880 10	-	11 386 270 48	65 920 150 58
	4 500 000 00	-	-	4 500 000 00
	82 733 089 96	-	18 159 670 48	100 892 760 44
	82 733 089 96	-	18 159 670 48	100 892 760 44

(2).

18

(1).

(2).

7,525,892.36

- 511,823,829.42

- 499,100,312.42

- 12,723,487.00

7,525,892.36 546,886,365.32

21
(9).

(10).
(1).

1,982,081.71 (402,386,601.5)

(2).

	82,917,449.49	42,243,109.08	40,111,760.69	53,579.77
	4,828,983.58	4,239,881.42	589,040.52	61.61

(3).

(4).

	1,430,201,718.20	
	506,228,709.86	

(5).

(11).

22

(12).

	1,615,861,970.66	1,557,815,302.02
	140,131,836.72	316,539,291.72
	1,755,993,807.38	1,874,354,593.74

(13).

(1).

150	877,989,319.88	-	877,989,319.88
	336,887,555.31	-	336,887,555.31
150	104,100,829.17	-	104,100,829.17
	79,196,956.04	-	79,196,956.04
	70,971,574.05	-	70,971,574.05
	44,684,665.08	-	44,684,665.08
195	834,976.86	-	834,976.86
	101,276,124.29	-	101,276,124.29
	1,615,861,970.66	-	1,615,861,970.66

195	987,546,465.08	-	987,546,465.08
150	110,266,906.15	-	110,266,906.15
	96,581,900.45	-	96,581,900.45
LowE	92,820,989.95	-	92,820,989.95
230W	71,081,387.73	-	71,081,387.73
1152	58,036,533.79	-	58,036,533.79
75	18,701,308.99	-	18,701,308.99
75	17,341,295.01	-	17,341,295.01
	1,333,391.08	-	1,333,391.08
	1,163,431.12	-	1,163,431.12
2800	822,481.57	-	822,481.57
	66,700.90	-	66,700.90
	101,982,465.25	-	101,982,465.25
	1,557,815,302.02	-	1,557,815,302.02

(9).

						(%)				(%)		
15	4 39 335 600 00	987 546 465 08	1 007 599 984 56	1 994 311 492 73	884 976 88	95 53%	95 53%	3 600 000 00	-	0 00%	/	/
150	3 72 980 000 00	110 266 906 15	767 692 413 73	-	877 989 319 88	23 40%	23 40%	-	-	0 00%	/	
	338 105 800 00	96 581 900 45	210 305 664 89	-	336 887 555 31	99 64%	99 64%	-	-	0 00%		
LowE	129 688 000 00	92 800 989 95	46 612 594 75	139 545 225 54	1 988 359 16	109 11%	100 00%	-	-	0 00%		
20W	188 981 800 00	71 081 387 73	64 918 331 28	135 989 719 01	-	100 23%	100 00%	-	-	0 00%		
11E	101 733 200 00	58 086 533 79	41 825 438 28	98 727 743 05	1 079 229 02	98 13%	98 13%	-	-	0 00%		
75	1 751 683 600 00	17 314 225 01	2 766 218 84	20 107 543 85	-	75 59%	75 59%	16 910 810 53	-	0 00%	/	/
	120 000 000 00	18 602 073 80	60 594 882 24	-	79 196 986 04	66 00%	66 00%	-	-	0 00%		
150	3 885 000 000 00	85 134 61	103 265 694 53	-	104 100 829 17	2 68%	2 68%	-	-	0 00%		
	1 000 000 000 00	-	70 971 574 05	-	70 971 574 05	7 10%	7 10%	-	-	0 00%		
	680 000 000 00	-	44 684 665 08	-	44 684 665 08	6 78%	6 78%	-	-	0 00%		
	16 272 488 000 00	1 463 132 706 55	2 463 217 492 18	2 388 736 724 18	1 517 683 434 55	/	/	20 510 810 53		/	/	/

(3).

(4).

(14).

(1).

~

o

(2)

25
(1)

1	221,532,156.28	-	221,532,156.28
2	27,456,381.63	536,539,651.21	594,036,032.84
1	27,456,381.63	536,539,651.21	594,036,032.84
3	(2,123,084.29)	-	(2,123,084.29)
4	246,865,508.62	536,539,651.21	813,435,154.83
1	27,338,147.65	-	27,338,147.65
2	5,734,117.62	7,416,889.22	13,151,006.84
(1)	5,734,117.62	7,416,889.22	13,151,006.84
3	(49,833.00)	-	(49,833.00)
4	33,022,432.27	7,416,889.22	40,439,321.49
1	213,843,071.35	539,152,761.99	772,995,833.34
2	194,194,008.63	-	194,194,008.63

(2)

29 42
25 30
21,532,230.38 ()
13,971,345.55)
59,286,594.16 (14,662,303.22)

26
(1).

--	--	--	--	--	--	--	--

1	65 588 980 .68	68 999 040 .73	3 724 688 156 .82	144 731,091 .46	7 608 065 .14	-	4 566 580 244 .83
2	30 789 524 04	-	-	-	804 014 6 8	56 684 220 .00	88 277 788 72
(1)	30 789 524 04	-	-	-	804 014 6 8	56 684 220 .00	88 277 788 72
3	66 348 454 .72	68 999 040 .73	3 724 688 156 .82	144 731,091 .46	8 407 079 .82	56 684 220 .00	4 654 868 008 .55
1	77 986 910 34	35 686 689 .97	684 978 578 8 2	-	4 272 082 .05	-	782 924 221 1 8
2	12 950 388 29	7 944 285 12	50 189 050 0 1	-	86 459 9 2	472 388 50	592 322 531 8 4
1	12 950 388 29	7 944 285 12	50 189 050 0 1	-	86 459 9 2	472 388 50	592 322 531 8 4
3	90 987 333 63	43 600 955 .09	1 235 167 608 .83	-	5 118 491 .97	472 388 50	1 355 286 788 .02
1	555 411, 121 .09	20 388 065 .64	2 489 340 592 .99	144 731,091 .46	3 288 567 .85	56 211, 851 .50	3 229 561, 250 .53
2	547 571, 990 .34	28 312 350 .76	3 069 709 578 .00	144 731,091 .46	3 331, 013 .09	-	3 788 666 023 .65

(2).

(3)

466 694 315 25 (367 382 531 63)

1

2

3

4

27

(1).

(2).

(3).

(4).

(5).

28

	-	41,818,059.88	4,666,765.17	37,131,294.71
	15,689,984.37	34,753,974.40	6,880,788.85	43,584,567.92
	15,689,984.37	76,588,457.28	11,567,529.02	80,715,892.63

29
(1).

	78 786 422 23	11, 833, 344 14	30 216 400 40	4 547 808 38
	167 782 204 31	31, 694, 549 31	90 086 104 15	14 023 127 95
	56 476 018 31	8 900 731 30	58 535 538 54	9 222 441 34
	40 538 327 36	6 065 249 10	36 780 257 43	5 517 088 61
	5 882 794 35	883 919 15	11, 606 023 50	1, 740 908 53
	782 282 480 40	195 565 680 10	351, 841, 997 49	87, 930 499 37
	561, 290 788 27	140 322 680 82	-	-
	787 260 889 79	120 082 521 43	2 356 327 466 09	353 554 852 31
	1, 766 309 49	267 428 09	1, 765 988 98	291, 384 88
	2, 482 066 209 54	515 586 073 44	2, 987 159 786 58	466 988 061 37

	27,178,555.46	27,182,531.19
--	----------------------	----------------------

(5).

2022	-	-
2023	-	-
2024	-	-
2025	6,454,474.73	9,168,249.15
2026	10,983,973.54	10,983,973.54
2027	467,483.57	470,215.26
2028	2,253,954.25	-
	20,139,886.09	20,602,437.95

30

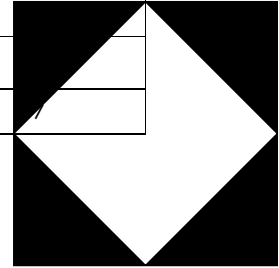
	3,380,000,000.00	3,380,000,000.00	2,028,000,000.00	2,028,000,000.00
	765,822,674.81	765,822,674.81	607,290,974.95	607,290,974.95
	77,683,740.85	77,683,740.85	78,600,155.31	78,600,155.31
	80,402,880.00	80,402,880.00	-	-
	7,970,000.00	7,970,000.00	-	-
	4,311,989,275.66	4,311,989,275.66	2,713,891,130.26	2,713,891,130.26

: **2022 8 1**
13 **3380**
13
2022 8 5 **2022 11 20** **2023 10 15** **10 14** **10 14**
13 52 **2023 12 31**

31

	1,137,071,388.20	613,071,379.68
	80,199,308.43	30,825,129.33
	15,989,290.23	17,370,760.68

	1,98,21,881.71		4,02,38,601.15
	98,28,09.55		10,33,68.75
	46,69,315.25		36,32,531.63
	-	/	14,71,133.53
	3,73,42,208.37	/	5,63,00,231.70



34

	1,756,309.49	1,765,988.98
	1,756,309.49	1,765,988.98

:

35

(1).

	914,083,388.15	984,727,516.59
	914,083,388.15	984,727,516.59

0

36

(1).

	2,088,611,497.98	2,530,380,248.71
	2,451,730,011.44	1,589,664,216.10
	4,530,361,509.42	4,100,044,464.81

(2).

1

	190,299,466.33	
	24,083,615.09	
	214,383,071.42	/

37

(1).

(2).


1

(3.

(M
33 9)
00.)

9 7 6 0 1 0 , , 19

	129 107 786 79	115 08 788 61
	129 107 786 79	115 08 788 61



(3).

1	2,153,016.84	67,280,139.76	65,739,986.86	3,688,159.74
2	67,088.93	2,150,209.50	2,085,080.66	122,227.77
	2,220,115.77	69,430,349.26	67,825,077.52	3,810,387.51

140% 0.5%
160% 0.5%
170% 1.0%

2,150,209.50 (2022 **53,227,489.01** **67,280,139.76** **1,910,541.13**) **2023 12**
31 **3,688,159.74** **122,227.77**

40

	61,874,135.48	75,539,886.43
	89,665,709.32	56,124,439.23
	12,282,897.97	24,882,080.58
	13,600,531.04	7,906,954.08
	6,073,864.23	7,725,486.36
	3,071,418.87	3,660,125.92
	2,662,134.55	3,335,827.14
	980,312.15	1,005,832.53
	9,947,911.76	6,306,306.78
	200,138,915.37	186,516,829.00

41

(1).

	30,801,288.06	16,887,442.02
	1,371,330.00	2,737,023.00
	102,666,299.84	65,866,388.10

	134,808,907.90	65,400,858.12
--	-----------------------	----------------------

(2).

	12,582,259.61	7,430,077.54
	8,861,162.98	5,976,347.37
	9,357,865.52	3,481,017.11
	30,801,288.06	16,887,442.02

(3).

	1,371,330.00	2,737,023.00
	1,371,330.00	2,737,023.00

(4).

(1)	-	520,947,600.00
	66,164,706.34	66,240,106.34
(2)	16,088,482.50	23,806,600.00
	13,375,290.82	16,663,676.42
	7,027,820.18	8,208,410.34
	102,636,299.84	65,866,388.10

1 2022 2 13

100%

100%

100%

100%

334,394.76

2022 2 28

2

42

43

1	1,172,006,729.76	1,259,619,318.86
1	37,546,569.77	680,608.08
1	43,813,689.16	41,828,318.42
	1,253,366,988.69	1,302,218,275.31

44

	12,229,287.63	9,449,715.18
	12,229,287.63	9,449,715.18

45

(1).

	1,132,086,897.57	2,036,519,318.86
	1,085,000,000.00	2,923,200,000.00
	1,588,610,584.00	-

	3 306 400 000 00	-
	665 000 000 00	199 000 000 00
	(152 200 018 80)	(666 919 318 86)
	-	(622 730 000 00)
	(185 806 710 96)	-
	(822 000 000 00)	-
	(2 000 000 00)	-
	6 665 130 751 81	3 889 070 000 00

1
2

()
() 20 21 22 26

3 00% 3 85% **3 35% 4 10%**

4B
(1).

	3 755 915 215 98	3 588 68 719 97
	3 755 915 215 98	3 588 68 719 97

(2).

	2022 05 20	6	4 000 000 000	3 588 678 749 97	-	16 919 539 79	184 136 956 45	40 900 65	3 755 915 215 98
	/	/	4 000 000 000	3 588 678 749 97	-	16 919 539 79	184 136 956 45	40 900 65	3 755 915 215 98

(3).

4 000 000 000 00 6 2022 5 20 4 000 A 100 A
 (2022 11 28 (A) 43 94 /
 2022 11 23 2022 43 71 / 2022 11 28 2022 12 31
 32 000 713 (A) 2022 178 25
 713 32 400 14 2023 8 4 (A) 43 71 /
 42 46 / 2023 11 27 2023 42 46 / 42 22 / 2023 1 1 2023
 12 31 42 000 00 967 (A) 2023 241 75
 967 45 951 80
 03% 05% 02 000 15% 078

(4).

	3 505 410 854 51	491 589 145 49	4 000 000 000 00
	(20 225 168 72)	(2 863 680 95)	(23 078 799 67)
	3 485 185 685 79	491 725 514 54	3 976 921 200 33
	(7 430 136 99)	-	(7 430 136 99)
	110 951 786 21	-	110 951 786 21
2022	(28 555 07)	(3 933 89)	(32 518 95)
2022 12 31	3 588 628 749 97	491 721 580 66	4 080 410 330 63
	(16 919 589 79)	-	(16 919 589 79)
	184 196 956 45	-	184 196 956 45
2023	(40 900 65)	(5 163 23)	(46 063 89)
2023 12 31	3 755 915 215 98	491 726 417 43	4 247 641 633 41

47

	55,787,267.82	12,616,801.58
	(37,516,589.77)	(60,608.03)
	538,210,698.05	11,926,193.55

48
(15).

(16).
(1).

	137,660,310.97	179,538,669.39
	(43,813,669.16)	(41,828,318.42)

(17).
(1).

49

50

	6,457,911.49	5,088,771.16	

	6 457 941.49	5 088 771.16	/
--	---------------------	---------------------	---

51

	58 535 568.54	10 000 000.00	12 059 550.23	56 476 018.31
	58 535 568.54	10 000 000.00	12 059 550.23	56 476 018.31

52

53

		+					
	536 723 491.75	51,107,325.25			241.75	51,107,567.00	587,831,068.75

1			2022		2022	
A		2022	H			2022
						([2022] 2742)
			509 068 000			(A) 2023 7
19					0 25	(A
) 204 429 301			29 35			
5 999 999 984 35		()		34 592 837 65		
5 965 407 146 70				51,107,325.25		
5 914 299 821.45						
A		51,107,325.25		204,429,301		
5 914 299 821.45						

2 " " " "

54

(1).

(2).

:

46

()

55

	4 780 150 027 67	5 914 35 73 25	-	10 694 45 800 92
	84 589 223 50	19 088 370 81	-	103 667 594 31
	4 864 739 251 17	5 933 384 144 09	-	10 798 133 335 26

58 (a

	23 806 600 00	-	7 820 080 00	15 986 520 00
	23 806 600 00	-	7 820 080 00	15 986 520 00

	-	-	-	-	-	-
	-	-	-	-	-	-
	(31,001,033.29)	-	(31,001,033.29)	-	11,349,243.83	
	(20,203,141.20)	-	(20,203,141.20)	-	25,257,408.58	
	(10,792,822.09)	-	(10,792,822.09)	-	(13,908,159.73)	
423	-	(31,001,033.29)	-	(31,001,033.29)	-	11,349,243.83

4

,. 3

3
4
5

0

0

0

61

(1).

	21,365,204,291.35	16,745,253,742.23	15,401,681,636.47	12,028,629,616.15
	158,504,231.07	85,467,488.31	59,161,590.89	19,511,288.46
	21,523,708,522.42	16,830,721,240.54	15,460,843,227.36	12,048,190,879.61

(2).

	19,666,531,705.61	15,280,010,550.61
	328,383,288.15	290,530,652.88
	582,707,708.55	519,852,974.98
	342,204,685.60	354,536,859.90
	45,376,908.44	320,282,708.86
	158,504,231.07	85,467,488.31
	17,200,202,855.78	13,655,283,313.48
	3,740,599,329.79	2,725,800,546.27
	229,407,085.64	188,850,118.62
	336,042,409.04	245,284,476.61
	17,456,882.17	15,452,755.56
	21,365,952,557.26	16,629,786,358.65
	157,755,965.16	150,934,881.89
	21,523,708,522.42	16,830,721,240.54

(3).

(4).

6

(5).

30 120

62

	86,558,467.22	68,782,757.96
	21,720,488.74	14,963,047.87
	30,054,594.83	14,218,406.68
62	16,389,285.91	9,232,289.95
	14,623,040.59	8,921,609.90
	14,069,796.59	8,864,015.56
	8,409,233.00	4,809,374.46
	5,500,320.07	3,707,866.30
	819,982 /	132,222.55

	33 532 066 57	29 741 951 31
	18 005 720 22	19 388 618 41
	16 541 702 66	15 153 435 26
	20 887 966 08	12 750 521 83
	16 202 809 71	8 966 988 36
	15 009 588 78	6 229 289 14
	12 181 856 30	3 842 913 92
	3 800 000 00	3 650 000 00
	3 894 186 56	2 798 086 58
	3 079 522 99	1 694 894 51
	14 742 255 95	1 594 066 17

	12,059,550.23	12,710,376.58
	63,735,606.18	64,742,011.50
	91,145,149.61	-
	166,941,306.05	77,452,388.08

68

	9,519,008.87	(6,351,420.00)
	18,159,670.48	7,533,505.74
	43,957.37	11,649,410.34
	27,722,636.72	12,831,496.08

69

70

	125,618.46	(183,149.62)
	(1,467,183.00)	
	1,974,418.87	(1,615,588.39)
	632,854.33	(1,828,707.99)

71

	(186,821.23)	(8,854,216.80)
	(77,636,281.27)	(30,220,242.39)
	(77,813,105.53)	(39,074,459.19)

72

	(3,401,058.90)	(3,094,217.86)
	(21,857,623.72)	-
	(52,288,682.63)	(3,094,217.86)

73

	(7,086,732.47)	(8,899,606.56)
	(7,086,732.47)	(8,899,606.56)

74

	4,101,236.71	1,435,472.21	4,101,236.71
	4,101,236.71	1,435,472.21	4,101,236.71

75

	2,306,135.30	1,435,472.21	661,212.17
		3,602,826.89	2,306,135.30

78
(1).

	183,188,636.86	133,310,894.32
	(45,124,539.10)	(34,139,159.24)
	150,717,192.49	(69,076,400.01)
	288,781,280.25	30,085,335.07

(2).

		3,051,808,159.77
15%	(2022	457,771,223.97
15%)		24,677,376.69
		30,420,594.00
		(45,124,539.10)
		(105,433,881.59)
		(817,238.95)
		78,257.33
		(73,465,509.10)
		288,781,280.25

77

78
(1).

	69,362,106.18	110,546,811.50
	102,641,259.91	59,295,478.89
	44,080,527.70	6,080,813.69
	4,101,236.71	1,435,472.21
	220,125,130.50	177,358,576.29

	688,902,985.88	565,400,205.19
	35,010,850.00	40,987,243.66
	2,306,135.30	3,602,886.89
	19,436,796.06	5,086,337.83
	1,583,533.23	6,618,886.37
	687,220,250.47	621,665,489.91

(2).

	70,732,819.52	39,597,589.45
	29,728,500.00	9,701,500.00
	100,461,319.52	49,299,089.45

	85,300,405.27	30,618,228.77
	31,789,000.00	26,163,414.87
	117,089,405.27	56,781,643.64

(3).

	1,985,032,881.86	1,669,478,591.77

	1,98,02,881.86	1,69,48,591.77
--	-----------------------	-----------------------

	2,47,45,287.63	1,50,58,744.11
	37,76,363.78	-
	2,45,29,651.41	1,50,58,744.11

(4).

(5).

79

(1).

1		
	2,78,06,859.52	2,12,78,428.43
	52,28,682.63	3,09,217.86
	77,81,310.53	39,07,459.18
	13,32,387.96	1,43,404.40
	1,21,60,437.13	85,49,206.43
	13,15,006.81	5,04,335.20
	59,32,531.81	48,02,486.99
	11,57,529.02	2,79,082.46
“ ”	7,06,732.47	8,89,606.56
“ ”	(62,854.33)	1,88,707.98
“ ”	59,87,324.56	39,25,203.27
“ ”	(27,72,636.72)	(12,86,486.09)
“ ”	(127,15,023.27)	(88,39,572.46)
“ ”	277,86,215.76	19,36,172.45
“ ”	361,46,449.61	(12,91,654.17)

“ ”	(3 767 313 485 98)	(4 735 708 423 46)
“ ”	(126 989 824 58)	1 208 370 256 79
	(12 089 550 23)	(12 710 376 58)
	23 831 612 79	13 206 977 30
	19 088 370 81	31 948 589 20
	1 967 180 891 39	176 897 647 75
2		
	5 479 316 299 60	2 319 081 461 51
	2 319 081 461 51	2 101 730 679 46
	3 160 234 835 09	217 350 785 05

(2). f “ .

(3).
. = °

(4). 6 ,> ° i % L

	5 479 316 299 60	2 319 081 461 51
	18 273 37	15 00878

37 3 088 u

81
(1).

	-	-	
	149,815,386.4	7,082.7	1,061,097,382.26
	3,772,519.23	7,850.2	29,618,983.12

82

(1)

(2)

	8,473,727.28	7,522,661.08
	3,988,654.6	7,789,305.70
	782,736.49	3,237,210.71
	80,894.31	-
	305,796.01	-
	14,306,819.55	18,539,177.49

(3)

88

1

2

3

1

2

3

4

5

6

1
(1).

				:		:	
				%			
		10 000 000 00		100			
		150 000 000 00		100			
()		1 000 000 00			100		
HAT (ASIRMA) PTY LTD		10 00			100		
		70 000 000 00		100			
		1 000 000 000 00		100			
		20 000 000 00			100		
		10 000 000 00			100		
		5 000 000 00			100		
		30 000 000 00			100		
		50 000 000 00			100		
		170 000 000 00			100		
		10 000 000 00			100		
()		10 000 000 00		100			
()		1 732 800 000 000 00			100		
()		2 286 000 000 00			100		
		10 000 000 00		100			
()		7 000 000 00		100			
()		40 000 000 00		100			
		1 000 000 00			51		
()		10 000 000 00		100			
		10 000 000 00		100			
		10 000 000 00		100			
		1 000 000 00		100			
) (:		10 000 000 00		100			
		100 000 000 00		100			
()		100 000 000 00		100			
		100 000 000 00		100			
		40 000 000 00		82			
		100 000 000 00		100			
HAT SOLAR TECHNOLOGY PTE LTD		10 000 00		100			
PT HAT SOLAR ENERGY INDONESIA		1 200 000 000 000 00			100		

(2).

(3).

(4).

(5).

2

3

(1).

				%		
				400	-	
)	(-	400	
				350	-	

				43	-	
()				50	-	

H

(2)

.

C

.

(8).

4

5

6

1

2

					/
	58,535,538.54	10,000,000.00	12,059,550.23	56,476,018.31	
	58,535,538.54	10,000,000.00	12,059,550.23	56,476,018.31	/

3

	63,736,606.18	64,742,011.50
	63,736,606.18	64,742,011.50

	6 616 387 667 80	2 982 152 814 19
	230 000 000 00	2 000 000 00
	623 194 81	-
	1 588 420 392 78	2 505 733 674 31
	3 685 519 52 47	

2023 12 31
() 8)

	1,289,081,381.14	628,538,517.48
	690,717,533.42	662,057,627.04
	3,597.69	3,546.28
	23,488,801.31	39,676,485.18
	5,806,942.05	2,016,428.53
	72,921,984.00	950,336,348.86

2023 12 31
24,953,355.49)

176,737,130.98 ()
() 3 31

() 5%

100

50

100
2023 12 31

50
()

	49104135	49880119
	49104135	49880119

100

50

12

2023 12 31

() 5) (() 7 (() 9 (() 4 (() 1 (() 3

2023 12 31
(2022 12 31
12 31 51.60%)

1,494,010,210.89)

2,314,989,332.31
60.97%(2022

13

	3	3 -1	1 2	2 5	5
	60,829,822.63	1,222,117,451.45	-	-	-
	23,312,088.46	60,736,259.69	-	-	-
	4,330,361,519.42				-

) (104,007,689.84	-	-	-	-
	158,869,805.26	1,088,084,239.13	2,688,680,223.48	3,333,388,006.08	1,250,897,360.78
	-	32,417,366.51	67,430,136.99	4,569,802,739.72	-
	9,782,076.13	29,316,228.38	39,128,304.50	116,222,888.60	745,912,208.76
	5,707,212,981.74	3,097,681,575.16	2,800,168,664.97	8,009,418,614.35	1,996,809,539.54

2

2
(1)

(2)

(3)

3
(1)

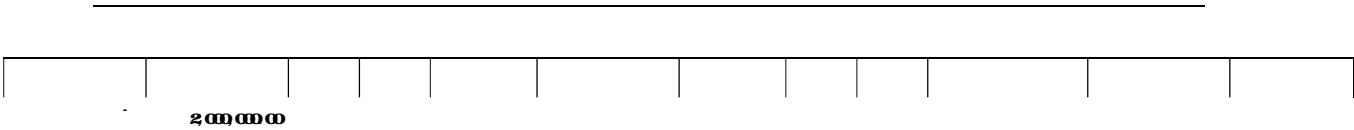
(2)

(3)



1





5
(1).

Ê Ê

-

/

			4M	,	4	T
		35,23,618.55	31,46,888.00	.93	4	

		1,651,376 15	1,651,376 16
--	--	---------------------	---------------------

(4).

(5).

(6).

(7).

		9,607,586 02	8,282,085 80
--	--	---------------------	---------------------

(8).

6

(1).

				:	:
		3,902,913 28		3,521,885 74	
		1,500,000 00		1,500,000 00	
		412,814 04		412,814 04	

(2).

				:	:
		63,608,501 48		61,814,588 62	

		270 616 47	134 441 53
		-	25 604 56
		400 000 00	300 000 00

(3).

7

8

1

2021	-	/	-	/	1 090 094 40	/	-	/
2020 A	-	/	-	/	1 090 000 00	/	-	/
	-	/	-	/	2 180 094 40	/	-	/

2021	44 02	29	-
2020 A	-	-	729
			16

2

	2021	2020 A
	-	

-	4 422 127 667 04	4 688 251 661 98
-	-	520 947 600 00

2
(1).

(2).

3

2024 2 23
A

30 / ()
150%

30000 ()

A

60000 ()
30
6

1
(1).

(2).

2

3
(1).

(2).

4

5

6
(1).

(3).

(4).

7

8

1

(1).

1	1,014,270,332.29	880,185,491.92
1	1,014,270,332.29	880,185,491.92
1 2	9,315,208.92	19,278,614.76
2 3	13,488,437.14	6,574,232.05
3	6,136,680.33	1,480,429.88
	1,043,210,668.68	907,518,738.61

(2).

			%
	130,936,137.41	-	-
	859,741,075.43	15,131,442.93	1.76
	35,080,823.92	13,637,800.78	38.88
	17,462,536.89	17,462,536.89	100.00
	1,013,210,633.63	46,231,900.60	/

2023 1 1	40,557,333.24	40,557,333.24
2023 1 1		
	6,454,052.77	6,454,052.77
	(79,455.41)	(79,455.41)
2023 12 31	46,231,900.60	46,231,900.60

(3).

(4).

	79 45 41

(5).

		70 63 810 70 (
533 05 92 11)		70 0%
	12 859 507 07 (58 7%
		6 99 847 36)

2
(19).

(19).
(1).

(2).

(3).

(4).

(5).

(6).

(20).

(1).

(2).

(3).

(4).

(5).

(6).

(2).

(1).

1	5 044 386 670 83	1 242 985 411 22
1	5 044 386 670 83	1 242 985 411 22
1 2	38 785 16	536 594 117 98
2 3	246 000 00	50 900 00
3	17 345 252 26	16 384 944 56
	5 061 986 708 25	1 796 012 370 71

(2).

--	--	--

	5 065 699 951 73	1 794 558 135 25
	5 336 000 00	336 000 00
	55 000 00	265 000 00
	551 000 00	555 150 00
	354 756 52	258 085 46
	5 061 996 708 25	1 796 012 30 71

(3).

(4).

(5).

(6).

		(%)		
	2 781 552 874 88	51 95		-
()	1 164 551 652 26	23 01		-
	636 392 499 25	12 57		-
	325 000 000 00	6 42		-
	90 000 000 00	1 78		-
	4 997 466 986 39	98 73	/	-

(7).

3

	1,827,397,343.00	-	1,827,397,343.00	4,158,237,343.00	-	4,158,237,343.00
	24,422,629.86	-	24,422,629.86	17,689,229.86	-	17,689,229.86
	1,851,819,972.86	-	1,851,819,972.86	4,175,926,572.86	-	4,175,926,572.86

(1).

	10,000,000.00	-		10,000,000.00
	150,000,000.00	-		150,000,000.00
	70,000,000.00	-		70,000,000.00
	1,080,000,000.00	-		1,080,000,000.00
()	66,137,343.00	-		66,137,343.00
	10,000,000.00	-		10,000,000.00
	7,000,000.00	-		7,000,000.00
	-	59,130,000.00		59,130,000.00
	710,000,000.00	-	710,000,000.00	-
	2,065,000,000.00	-	2,065,000,000.00	-
	100,000.00	-		100,000.00
	10,000,000.00	-		10,000,000.00
	-	1,000,000.00		1,000,000.00
		328,000,000.00		328,000,000.00
	-	86,080,000.00		86,080,000.00
	4,158,237,343.00	474,160,000.00	2,805,000,000.00	1,827,397,343.00

2022 9 21

2022 6 30

100%

100%

100%

2023

2022

(2).

--	--	--	--

	13 199 229 86	-	6 783 400 00	19 982 629 86
	4 500 000 00	-	-	4 500 000 00
	17 699 229 86	-	6 783 400 00	24 482 629 86

(3).

4

(1).

	5 098 394 466 16	4 186 778 461 89	4 686 198 489 80	3 911 319 394 51
	307 651 732 91	227 418 336 98	467 588 814 68	396 438 814 13
	5 406 046 199 07	4 414 226 791 82	5 163 792 304 43	4 307 788 238 64

(3).

30 120

(4).

(5).

5

()	11,209,220 00	-
	6,783,400 00	6,277,401 74
	43,957 37	4,606,113 99
	(23,447,125 12)	-
	(5,430,547 75)	10,883,515 73

6

1

	(7,086,732 47)
	74,278,994 61
	10,195,820 57
	43,053 80
	12,330,271 75

	83,190.28
	65,427,674.48

1 —

1

—

1,517,161.80

91,145,149.61

2

	%		
	15.49	1.21	1.21
	15.13	1.21	1.21

3

(1).

(2).

(3).

4

2024 3 27